

Travel The Ultimate **FREEDOM**

**GUIDE TO
SPECIAL NEEDS
EQUIPMENT**

**SPECIAL
NEEDS
GROUP®**



Delivering an Accessible World® Since 2007

WHEELCHAIR (A): A chair with wheels that can be self-propelled or pushed by a companion. This can be used by someone who is not able to walk or has great difficulty walking and has enough upper body strength to be able to propel themselves. Wheel-chairs must be collapsed to go through the door of a standard cabin. Standard — up to 249 lbs.; Heavy-duty — up to 349 lbs.; Bariatric 350 to 450 lbs.

TRANSPORT/COMPANION CHAIR: Similar to a wheelchair except that it requires a companion to push. It cannot be self-propelled. This can be used by someone who is not able to walk or has great difficulty walking, who does not have enough upper body strength to propel themselves on a standard wheelchair. Standard — up to 249 lbs.; Heavy-duty — up to 349 lbs.; Bariatric 350 to 450 lbs.

SCOOTER (B): A mobility scooter is a battery-powered chair on a platform over 3 or 4-wheels that is easily maneuvered using handlebars. Scooters are a popular option for people who have difficulty walking long distances or keeping up with others. It can also be used by someone who has limited mobility as long as they have use of one hand. Standard — up to 249 lbs.; Heavy-duty — up to 349 lbs.; Bariatric 350 to 450 lbs. A Bariatric scooter requires an accessible cabin.

POWER CHAIR (C): A battery powered chair on wheels that is controlled with a joystick. It is only recommended for people who are experienced as they can be difficult to maneuver. A power chair can be used by someone who is not able to walk and with very limited mobility as it only requires one hand to maneuver. Standard — up to 249 lbs.; Heavy-duty — up to 349 lbs.; Bariatric 350 to 450 lbs. All power chairs require an accessible cabin.

OXYGEN & RESPIRATORY EQUIPMENT (D): Cylinders, portable oxygen concentrators (poc), liquid oxygen and oxygen concentrators. For individuals who require oxygen therapy at minimally to substantially higher concentrations than available in ambient air. A medical prescription is required for all oxygen orders.



WALKING AIDES

WALKER: A walking aid that is used for support while walking. A walker can be for people who need additional support to maintain balance or stability while walking. Standard — up to 249 lbs.; Heavy — duty — up to 349 lbs.; Bariatric 350 to 450 lbs.

ROLLATOR: (E) A walking aid similar to a walker with 4 wheels, hand breaks and a seat. A rollator can be for individuals who have problems with walking or balance. It can also be used as a temporary seat. Standard — up to 249 lbs.; Heavy-duty — up to 349 lbs.; Bariatric 350 to 450 lbs.


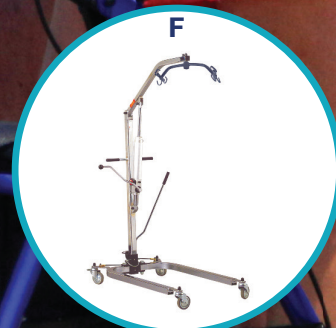

MISCELLANEOUS SPECIALTY ITEMS

HOSPITAL BED: A bed that can be adjusted (height, head, feet) with adjustable side rails. A hospital bed can be for someone who requires assistance getting in and out of bed or requires having their head or feet at a certain angle for comfort or health reasons. Restrictions apply on certain cruise lines.

PATIENT LIFT: (F) (6-point): Lifts enable an individual to be lifted and transferred with minimal effort and greater safety. Client must bring own sling and/or chains. A patient lift is for an individual who requires assistance being transferred. Weight capacity up to 400 lbs.

A SPECIAL NEEDS GROUP EXCLUSIVE

The Joy on the Beach (JoB) **(H)** is the original Beach Wheelchair. Stylish, yet light and sturdy, the JoB is equipped with innovative wheels that make it easy to roll from the beach into the open water for access to swimming. Made of an aluminum alloy that won't corrode, the JoB will give years of enjoyment on the beach. The JoB chair can easily be lowered into any swimming pool for lap swim or water leisure. Its air-filled balloon wheels make it easy to lift the swimmer out of the pool with minimal effort, eliminating the need for a wheelchair lift. The JoB chair collapses easily and can be transported and put away with minimal storage space.



SPECIAL NEEDS GROUP ALSO OFFERS RECLINERS, LIFT CHAIRS **(G)**, SHOWER/COMMODE CHAIRS, COMMODE CHAIRS, SHOWER CHAIRS, KNEE ROLLATORS, BED WEDGES AND MORE.